

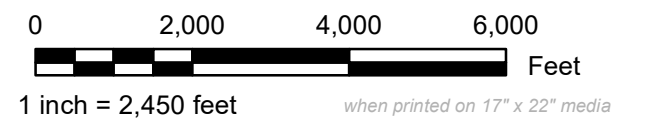


# Election Districts

Town of Lisle: 1

## Legend

-  District Boundaries
-  Municipal Boundaries



Department of Planning  
**GIS and Mapping Services**  
County Office Building    Web: [www.bcgis.com](http://www.bcgis.com)  
60 Hawley Street, 5th Floor    Phone: 607-778-2114  
Binghamton, New York 13901    Fax: 607-778-2175

Map created February 9, 2024  
By Douglas English



DISCLAIMER: Broome County does not guarantee the accuracy of the data presented. Information should be used for illustrative purposes only.

